



How to take micro-immunotherapy medicines?



Your immune system ally

Below you will find general information about micro-immunotherapy treatments. If you have any questions, always refer to the package leaflet of your medicine and follow the recommendations of your health professional.

Why was micro-immunotherapy recommended to you?

The immune system can be out of balance in acute and chronic diseases, causing deficient or excessive reactions that can lead to disease or complicate recovery.

Micro-immunotherapy treatments are aimed at helping you restore or normalise its functions.

What should you take into account regarding these treatments?

They are medicines, you can only obtain them in pharmacies.

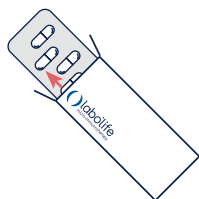
They are taken sublingually: each capsule contains granules inside to be poured under the tongue until they dissolve completely.

They are sequential treatments: their composition varies from capsule to capsule, hence you should take the treatment following the sequence in strict order. Capsules are numbered from 1 to 10 and colour coded to help you follow the order.

Tips to take micro-immunotherapy medicines correctly

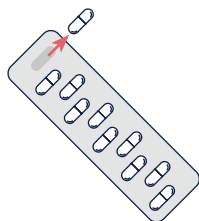
1

Inside the box you will find 3 blister packs. Choose one to start, all three are identical.



2

Take the first capsule, marked with number 1, and follow the numeric sequence with each intake. When finishing the first blister pack, take the first capsule of the next one.



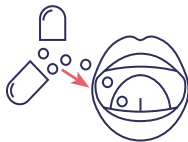
3

The capsules should not be swallowed. Place the capsule with the head upwards and carefully open it by pulling its head.



4

Pour the content of the capsule under the tongue and let it dissolve.



What is the usual dose?

1 capsule a day, in the morning, on an empty stomach. Alternatively, you can take it 15 to 30 minutes before a meal or 1 hour later. It is recommended not to take the medicine past 6 pm.

Depending on your case, your health professional may advise you to accelerate the timing of the sequence and take more than 1 capsule a day. If so, take each capsule at least two hours apart.

For how long?

It depends on your immune imbalance or your condition. Your health professional may advise you to take the medicine for a few weeks or a few months. Retraining your immune system always takes some time.

Are there any contraindications or interactions with other treatments?

Contraindications: consult your health professional if you have a known hypersensitivity to any of the active ingredients or excipients contained in the medicine.

Interactions: No interactions with other medicines have been reported. Inform your doctor or pharmacist if you are taking, have recently taken or may need to take any other medicines, including medicines not requiring a prescription.

What are micro-immunotherapy medicines made of?

The composition and design of micro-immunotherapy medicines draws from the natural mechanisms of the immune response. Therefore, the active ingredients used consist of low doses of different molecules with immunological activity. Each medicine has a unique composition.

Why are the medicines sequential?

Because there is an order of events specific to the immune reaction and the medicines are designed to mimic these timings.

Why are they taken sublingually?

To ensure rapid absorption of the active ingredients and make sure they come into contact with the tissues under the tongue, which have immunological characteristics.

Notes:



Micro-immunotherapy medicines are **sold exclusively in pharmacies.**

Do you have more doubts about how to take micro-immunotherapy medicines? Visit our website for more information



Labo'life Belgium

Parc scientifique CREALYS
11, Rue Camille Hubert
5032 Gembloux

Tel. + 32 (0) 81 40 87 81
belgium@labolife.com
www.labolife.com